

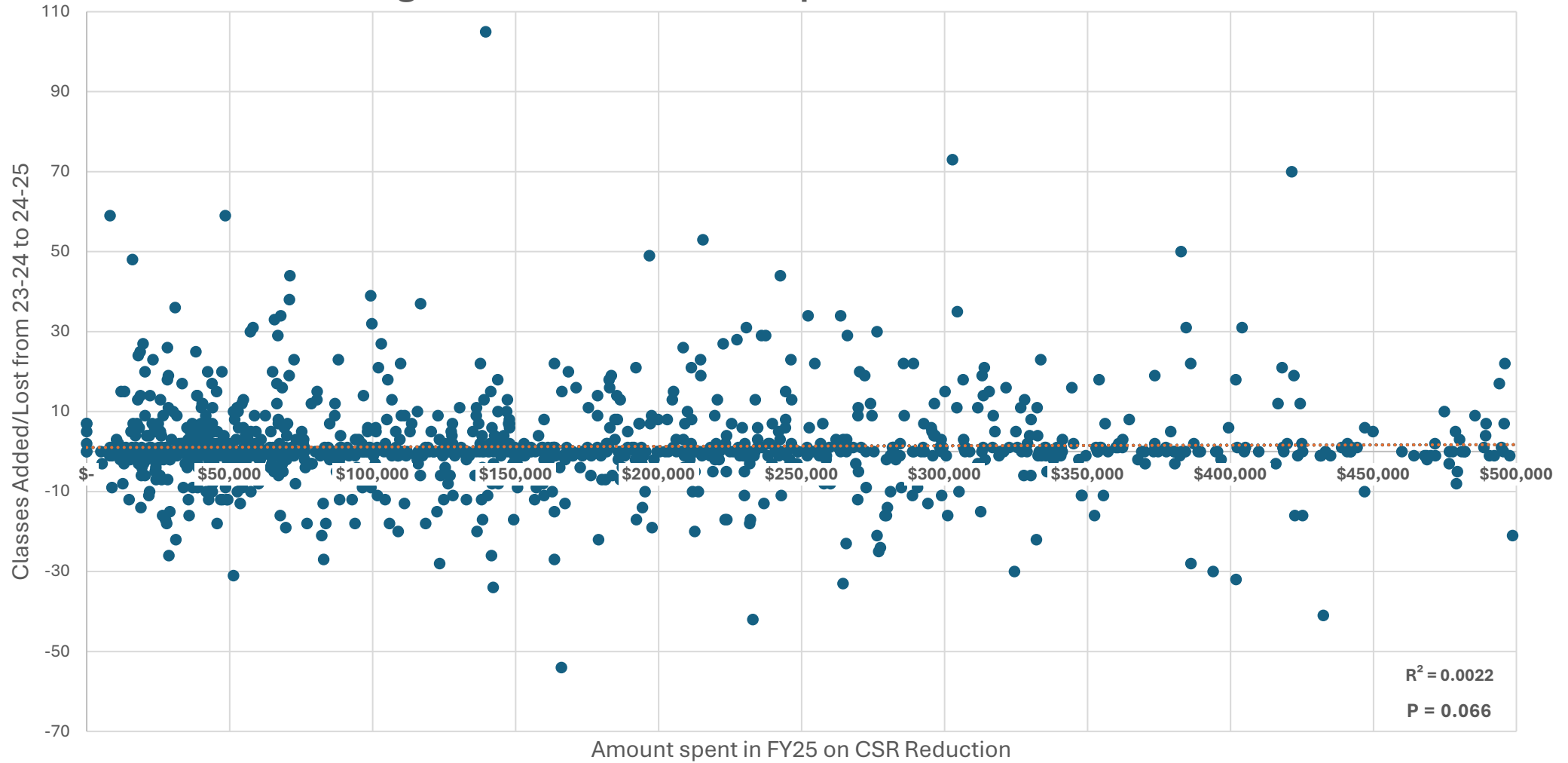
According to the class size law, the DOE is supposed to show how funding allocated for class size reduction led to smaller classes in their Implementation report

- The law says the DOE must provide “***a detailed description of how contract for excellence funds contributed to achieving class size reduction in each school that received such funding including specific information on the number of classes in each school that existed prior to receiving contract for excellence funds and the number of new classes that were created in each school for each year such funding was received.***”
- They did not do this. Instead, DOE posted a bunch of discrete spreadsheets in their Nov. 15, 2024 Implementation report and separately, the number of classes by schools in their annual class size report, posted the same day.
- So, we tried to do this. More specifically, we looked at the amount of funding allocated via C4E for class size reduction and the number of K12, non- self-contained classes added over the last two years, as the latter already have smaller classes by law and are not subject to the class size reduction law.

We looked to see if there was any correlation between C4E Class Size Reduction funding & increases in the number of classes

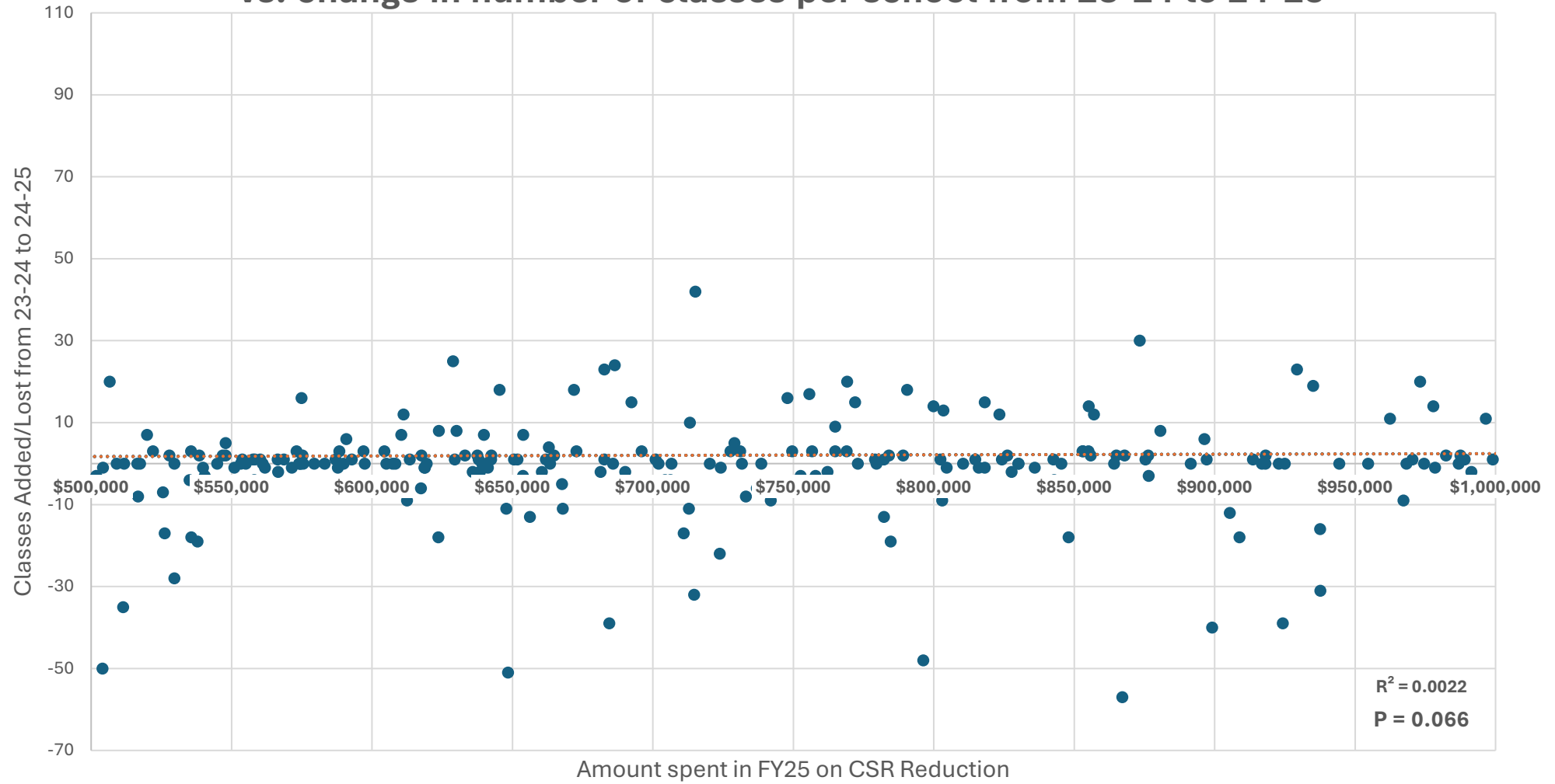
- We first analyzed the amount of CSR Funding received in FY25 compared to the change in a school's number of classes between 23-24 to 24-25.
- We also analyzed the *change* in CSR Funding from FY24 to FY25, versus the change in a school's number of classes.
- **In both cases, there was no correlation between C4E CSR funding and an increase/decrease in the number of classes.**
- A *p-value* of 0.05 or lower is generally considered statistically *significant*; we found the p-value was 0.066 in 1st case; 0.941 in second.

Amount allocated through C4E for Class Size Reduction in FY25 vs. change in number of classes per school from 23-24 to 24-25



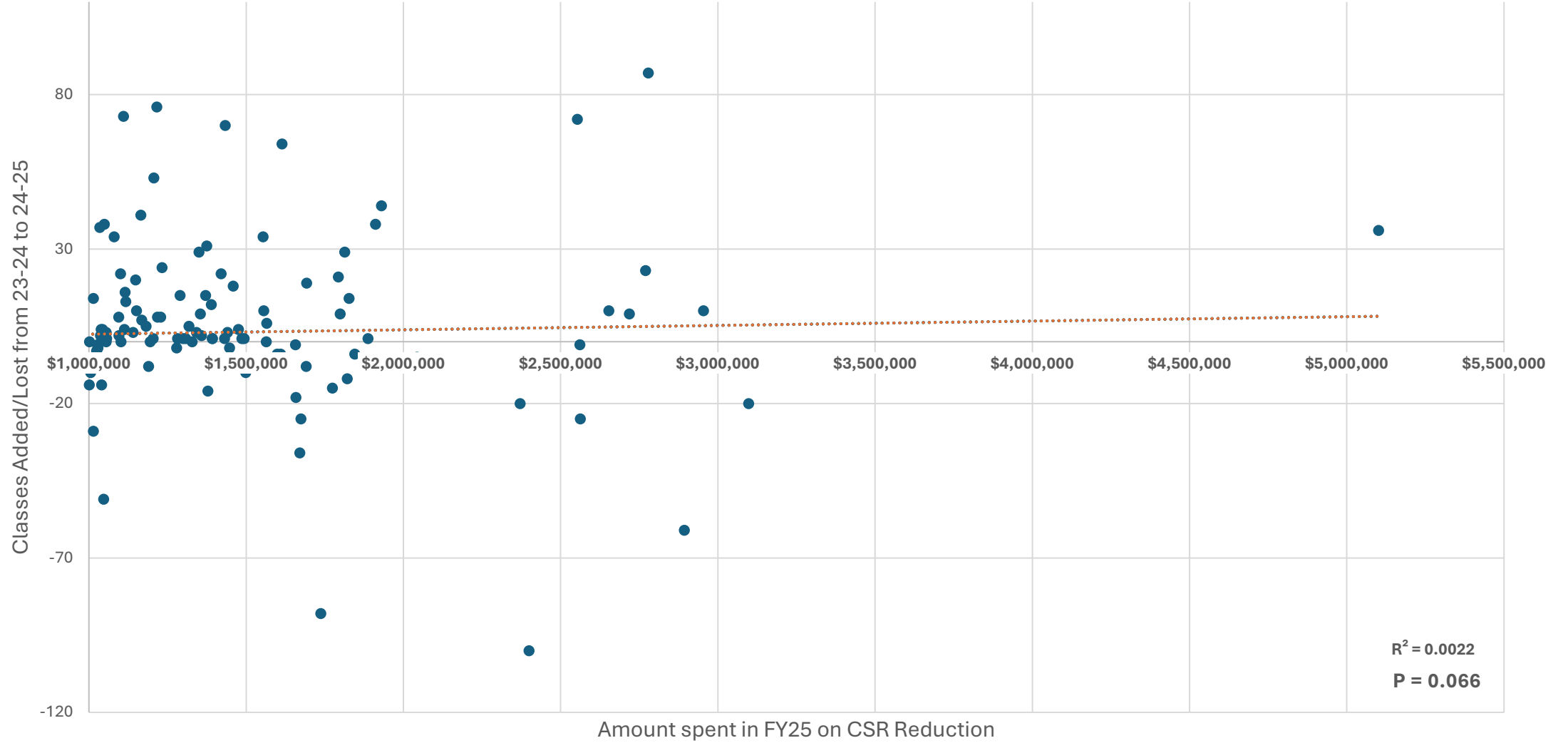
Data Sources: Table A - Contracts for Excellence Funding & Classroom Teacher Data by School, 10/31/2024
NYC DOE Class Size Reports, November Preliminary Data

Amount allocated through C4E for Class Size Reduction in FY25 vs. change in number of classes per school from 23-24 to 24-25

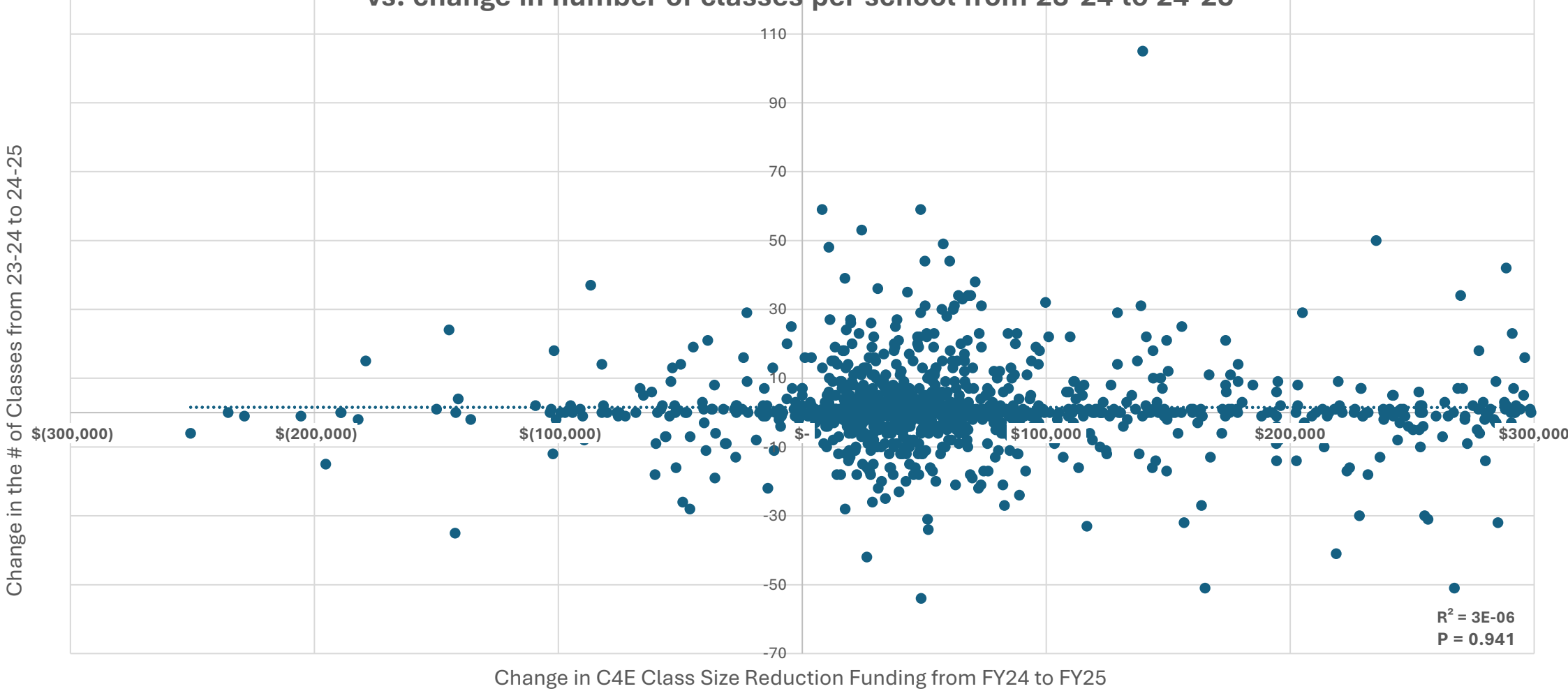


Data Sources: Table A - Contracts for Excellence Funding & Classroom Teacher Data by School, 10/31/2024
NYC DOE Class Size Reports, November Preliminary Data

Amount allocated through C4E for Class Size Reduction in FY25 vs. change in number of classes per school from 23-24 to 24-25



Change in amount allocated through C4E for Class Size Reduction from FY24 - FY25 vs. change in number of classes per school from 23-24 to 24-25



Data Sources: Table A - Contracts for Excellence Funding & Classroom Teacher Data by School, 10/31/2024
NYC DOE Class Size Reports, November Preliminary Data

Data sources used

- Implementation Report (Nov. 15, 2024):
 - [Table A - Contracts for Excellence Funding & Classroom Teacher Data by School](#)
- Class Size Reports (Nov. 15, 2024)
 - [Class Size Report for 2024-2025 \(School and District Level\)](#)