



Class Size Matters  
124 Waverly Pl., New York, NY 10011  
Phone: 212-529-3539  
[info@classsizematters.org](mailto:info@classsizematters.org)  
[www.classsizematters.org](http://www.classsizematters.org)

## NYC Class Size data released; average class sizes still increasing according to DOE

*K-3 students in classes of 30 or more have doubled since 2011*

November 16, 2015

The NYC Department of Education released the latest class size data as of Oct. 31, 2015, citywide, by borough, district and by school. According to the DOE's summary, "***Average class size grew by 0.1 from 26.4 students per class in 2015.***" Smaller classes are the top priority of NYC parents to improve their schools according to the DOE's Learning Environment Survey every year 2007-2014; until 2015, when this question was omitted from the DOE Survey.<sup>1</sup>

DOE officials calculated that elementary and middle school class sizes remained flat, and high school class sizes increased slightly.<sup>2</sup>

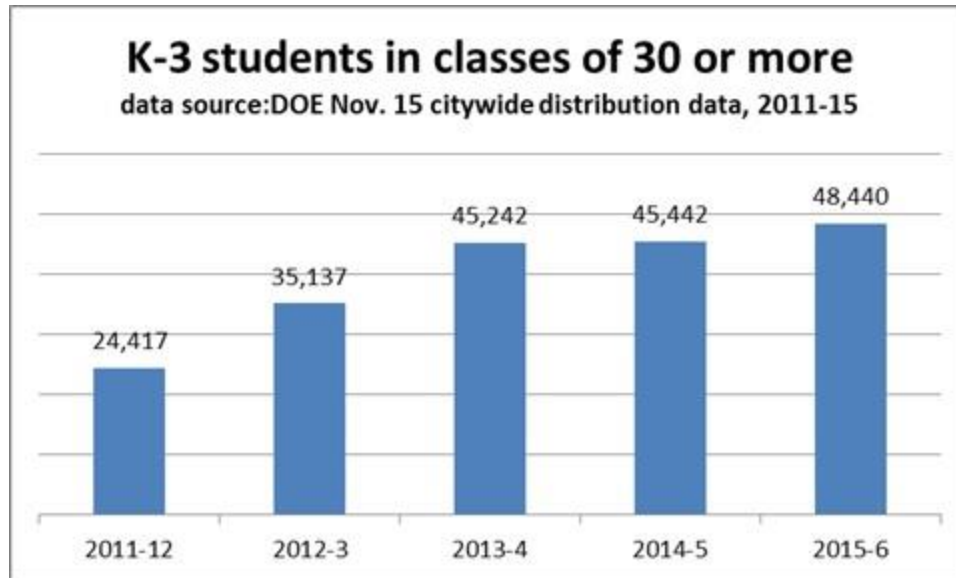
Most worrisome, according to our analysis, the number of students in classes of 30 or more increased sharply, especially in grades K-3, continuing the trend of the last few years.<sup>3</sup>

---

<sup>1</sup> See NYC Public School Parents, "How the question left out of the DOE parent survey was the most interesting of all," July 21, 2015 at: <http://nycpublicschoolparents.blogspot.com/2015/07/how-question-left-out-of-doe-parent.html> More on the results of the parent survey and the question left out, see Lisa Colangelo, "95% of parents satisfied with NYC schools, but few take survey," NY Daily News, July 21, 2015; Yasmeen Khan, "NYC Parents, Teachers and Students Give Their Schools High Marks", Schoolbook, July 21, 2015.

<sup>2</sup> NYC DOE, 2015-16 Preliminary Class Size Report, November 15, 2015 at <http://tinyurl.com/ppxy8m8>. This year's class size data, by school, district, borough, and citywide, are posted at <http://schools.nyc.gov/AboutUs/schools/data/classsize/classize.htm>. All our calculations are done by comparing the reported October 30 class size data, released each year on November 15, from year to year.

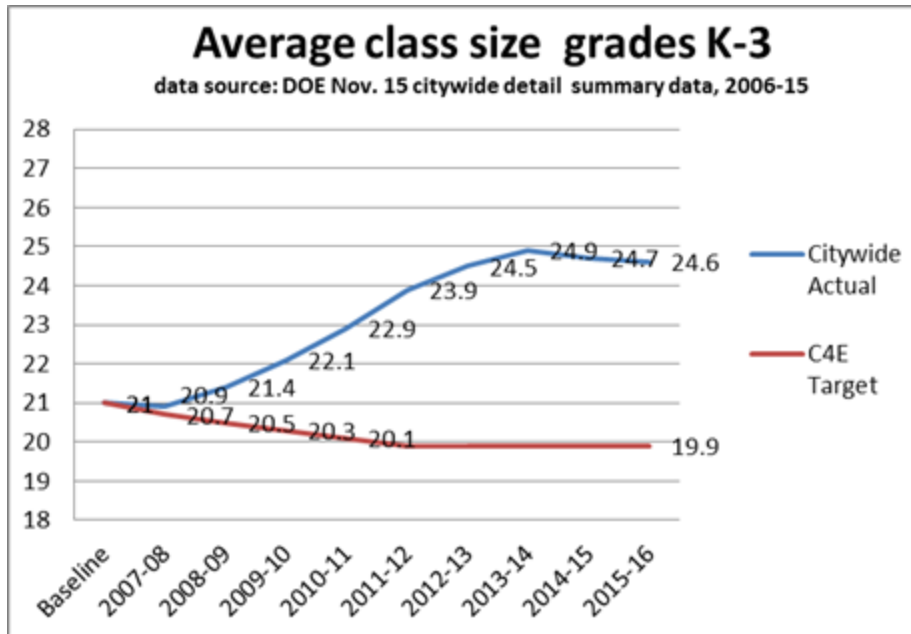
<sup>3</sup> In 2011, the DOE stopped complying with a side agreement with the UFT to cap class sizes at 28 in grades 1-3, leading to sharp increases in these grades to 30 or more.



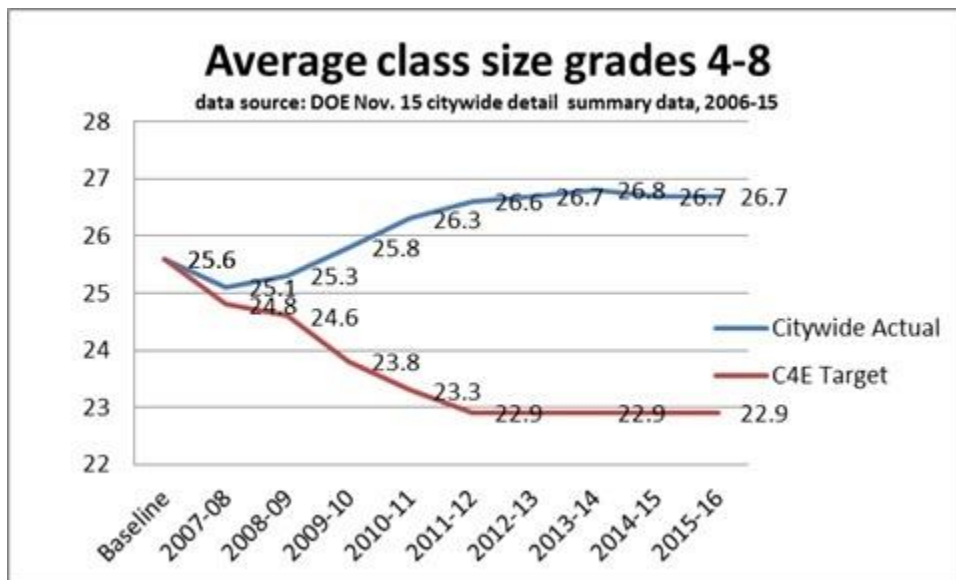
According to our calculations, average class size in grades K-3 (General Education classes, inclusion or ICT classes, and Gifted classes) dropped slightly from the year before, but at this rate, it would take 47 years to reach the DOE’s original Contracts for Excellence goal of 19.9 students per class.<sup>4</sup>

---

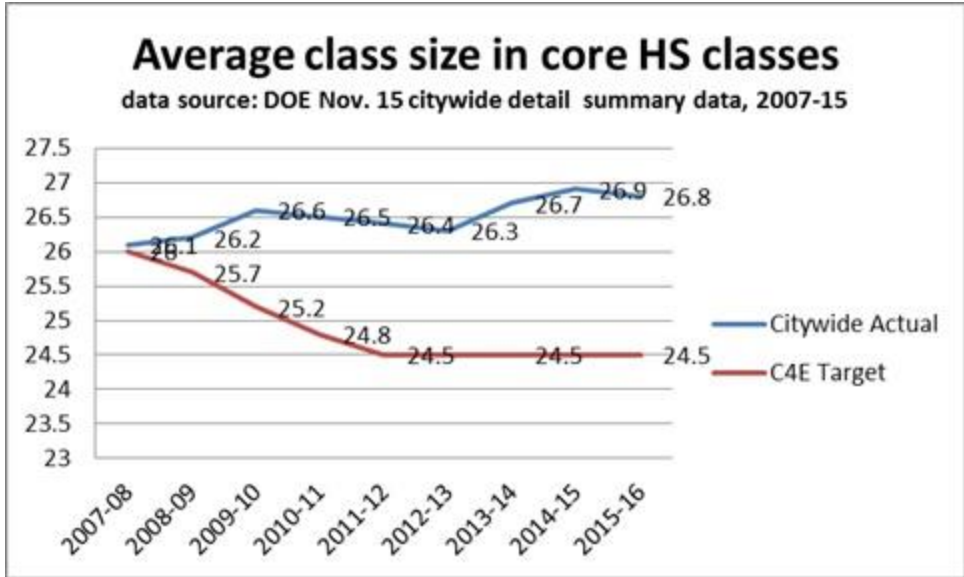
<sup>4</sup> The original Contract for Excellence goals adopted by the city and approved by the state in 2007 are posted here: <http://tinyurl.com/kbyv4pm> During his campaign, Mayor de Blasio promised to reduce class sizes to C4E levels and if necessary, raise revenue to fund this. See his filled out and signed form from the [Mayoral forum at Murry Bergtraum HS](#) held on June 14, 2013 at <http://www.classsizematters.org/wp-content/uploads/2013/06/Bill-deBlasio.pdf> and the completed NYC KidsPAC candidate survey filled out by de Blasio’s campaign manager Emma Wolfe at <http://nyckidspac.org/wp-content/uploads/2013/06/NYC-Kids-PAC-Questionnaire-Bill-de-Blasio.pdf> from June 2013.



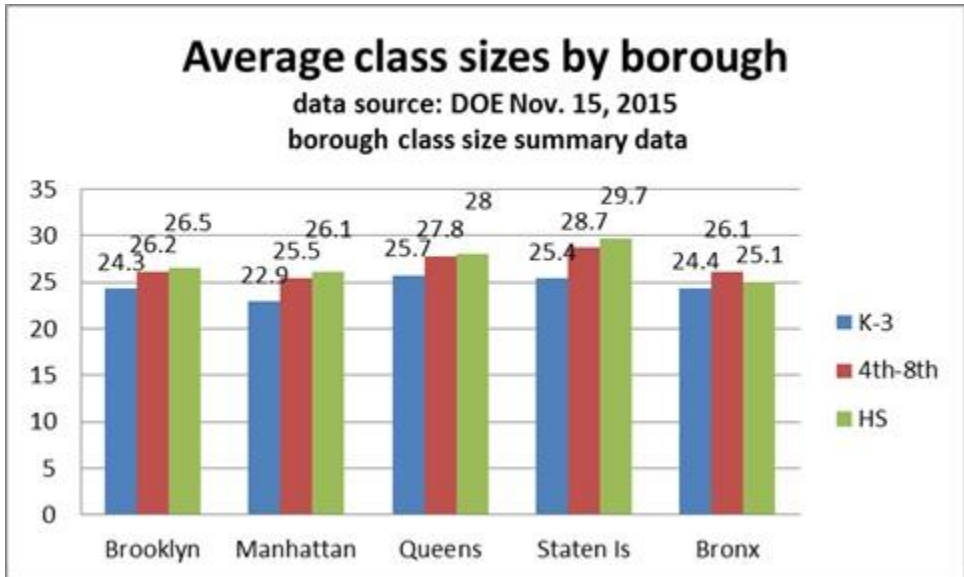
In grades 4-8, average class size remained at 26.7, the same on average as the year before.



In high school core classes, we found that average class size dropped slightly by one tenth of a student per class, from Oct. 31, 2014 to Oct. 31, 2015, but at a rate that it would take 23 years to reach the C4E goal of 24.5 students per class.



By borough, the largest average class sizes for grades K-3 are in Queens (25.7), and in Staten Island for grades 4-8 (28.7) and high school (29.7).



Smaller classes are the top priority of NYC parents to improve their schools according to the DOE’s Learning Environment Survey every year 2007-2014; until 2015, when this question was omitted from the DOE Survey.<sup>5</sup>

*We also took a look at which schools have the largest class sizes.*

**The largest Kindergarten classes, all averaging 30 students per class or more,** far above the UFT cap of 25, are at PS 308 Clara Cardwell in D16 Brooklyn (ICT at 33); PS 181 (ICT at 33) and PS 191 Paul Robeson (GenEd at 31) both in D17 Brooklyn; PS 43 in D27 in Queens (ICT at 31); PS 73 in D9 Bronx (GenEd at 30); PS 57 Crescent in D12 Bronx (ICT at 30); PS 006 in D17 Brooklyn (ICT at 30); and PS 116 in D32 Brooklyn (ICT at 30).

K	16	K308	P.S. 308 CLARA CARDWELL	0K	ICT	33.00
K	17	K181	P.S. 181 BROOKLYN	0K	ICT	33.00
K	17	K191	P.S. 191 PAUL ROBESON	0K	GEN ED	31.00
Q	27	Q043	P.S. 043	0K	ICT	31.00
X	09	X073	P.S. 073 BRONX	0K	GEN ED	30.00
X	12	X057	P.S. 057 CRESCENT	0K	ICT	30.00
K	17	K006	P.S. 006	0K	ICT	30.00
K	32	K116	P.S. 116 ELIZABETH L FARRELL	0K	ICT	30.00

**The largest 1<sup>st</sup> grade classes, all averaging above 32 students per class (the UFT cap in this grade),** are at PS 305 Dr. Peter Ray in D13 Brooklyn (ICT at 34); PS 193 Alfred J. Kennedy in D25 Queens (GenEd at 34); PS 48 William C. Wilcox (ICT at 33 and GenEd at 32.5) in D 31 Staten Island; Staten Island School of Civic Leadership, D31 Staten Island (ICT at 33); PS 19 Judith K. Weiss in D11 Bronx (GenEd at 32.50); PS 238 Anne Sullivan in D 21 Brooklyn (GenEd at 32.5); PS 54 Charles W. Leng in D31 Staten Island (GenEd at 32.5); PS 100 The Coney Island School in D21 Brooklyn (GenEd at 32.33) and PS 22 Graniteville in D31 Staten Island (GenEd at 32.25).

---

<sup>5</sup> See NYC Public School Parents, “How the question left out of the DOE parent survey was the most interesting of all ,”, July 21, 2015 at: <http://nycpublicschoolparents.blogspot.com/2015/07/how-question-left-out-of-doe-parent.html> More on the results of the parent survey and the question left out, see Lisa Colangelo, “95% of parents satisfied with NYC schools, but few take survey,” NY Daily News, July 21, 2015; Yasmeeen Khan, “NYC Parents, Teachers and Students Give Their Schools High Marks”, Schoolbook, July 21, 2015.

K	13	K305	P.S. 305 DR. PETER RAY	01	ICT	34.00
Q	25	Q193	P.S. 193 ALFRED J. KENNEDY	01	GEN ED	34.00
R	31	R048	P.S. 048 WILLIAM C. WILCOX	01	ICT	33.00
R	31	R861	Staten Island School of Civic Leadership	01	ICT	33.00
X	11	X019	P.S. 019 JUDITH K. WEISS	01	GEN ED	32.50
K	21	K238	P.S. 238 ANNE SULLIVAN	01	GEN ED	32.50
R	31	R048	P.S. 048 WILLIAM C. WILCOX	01	GEN ED	32.50
R	31	R054	P.S. 054 CHARLES W. LENG	01	GEN ED	32.50
K	21	K100	P.S. 100 CONEY ISLAND SCH	01	GEN ED	32.33
R	31	R022	P.S. 022 GRANITEVILLE	01	GEN ED	32.25

**The largest average 2<sup>nd</sup> grade classes, all above the union contractual cap of 32 students per class,** are at: PS 156 Waverly in D23 Brooklyn; (ICT at 35); PS 100 The Coney Island School in D21 Brooklyn (ICT at 34); IS 119 The Glendale in D24 Queens (ICT at 34); PS 21 Margaret Emery-Elm Park in D31 Staten Island (ICT at 34); PS 2013 The School for Future Leaders in D22 Brooklyn (GenEd at 33.33); PS 84 Lillian Weber in D3 Manhattan (ICT at 33); PS 282 Park Slope in D13 Brooklyn (ICT at 33); PS 193 Alfred J. Kennedy in D25 Queens (GenEd at 33); PS 46 Alley Pond in D26 Queens (GenEd And ICT at 33); PS 99 Kew Gardens in D28 Queens (ICT at 33); PS 52 D29 Queens (ICT, 33); PS 48 William Wilcox D31 Staten Island (ICT, 33 and GenEd 32.5); PS 53 Bay Terrace, D31 Staten Island (ICT, 33); Staten Island School of Civic Leadership, Brooklyn (GenEd, 32.33).

K	23	K156	P.S. 156 WAVERLY	02	ICT	35.00
K	21	K100	P.S. 100 THE CONEY ISLAND SCHOOL	02	ICT	34.00
Q	24	Q119	I.S. 119 THE GLENDALE	02	ICT	34.00
R	31	R021	P.S. 21 MARGARET EMERY-ELM PARK	02	ICT	34.00
K	22	K203	P.S. 203 The School for Future Leaders	02	GEN ED	33.33
M	03	M084	P.S. 084 LILLIAN WEBER	02	ICT	33.00
K	13	K282	P.S. 282 PARK SLOPE	02	ICT	33.00
Q	25	Q193	P.S. 193 ALFRED J. KENNEDY	02	GEN ED	33.00
Q	26	Q046	P.S. 046 ALLEY POND	02	GEN ED	33.00

Q	26	Q046	P.S. 046 ALLEY POND	02	ICT	33.00
Q	28	Q099	P.S. 099 KEW GARDENS	02	ICT	33.00
Q	29	Q052	P.S. 052 QUEENS	02	ICT	33.00
R	31	R048	P.S. 048 WILLIAM C. WILCOX	02	ICT	33.00
R	31	R053	P.S. 053 BAY TERRACE	02	G&T	33.00
R	31	R861	Staten Island School of Civic Leadership	02	ICT	33.00
K	22	K255	P.S. 255 BARBARA REING SCHOOL	02	GEN ED	32.67
K	23	K156	P.S. 156 WAVERLY	02	GEN ED	32.67
Q	26	Q162	P.S. 162 JOHN GOLDEN	02	GEN ED	32.67
Q	26	Q188	P.S. 188 KINGSBURY	02	G&T	32.50
R	31	R048	P.S. 048 WILLIAM C. WILCOX	02	GEN ED	32.50
R	31	R861	Staten Island School of Civic Leadership	02	GEN ED	32.50
X	10	X032	P.S. 032 BELMONT	02	GEN ED	32.33
K	20	K229	P.S. 229 DYKER	02	GEN ED	32.33

**The largest average 3<sup>rd</sup> grade classes, all above the union contractual cap of 32,** are at PS 21 Philip H. Sheridan in D11 Bronx (GenEd ,34.67); PS 176 Cambria Heights in D29 Queens (G&T at 34.5); The Bellaire School in D29 Queens (GenEd at 33.75); PS 140 Nathan Straus in D1 Manhattan (GenEd at 33); PS 212 Midtown West in D2 Manhattan (ICT at 33); PS 20 P.O. George J. Werdan III in D10 Bronx (GenEd and ICT, 33); Luisa Piñeiro Fuentes School of Science and Discovery in D10 Bronx (GenEd, 33); PS 115 Glen Oaks in D26 in Queens (G&T, 33); and Staten Island School of Civic Leadership, D31 Staten Island (GenEd, 33).

X	11	X021	P.S. 021 Philip H. Sheridan	03	GEN ED	34.67
Q	29	Q176	P.S. 176 CAMBRIA HEIGHTS	03	G&T	34.50
Q	29	Q135	THE BELLAIRE SCHOOL	03	GEN ED	33.75
M	01	M140	P.S. 140 NATHAN STRAUS	03	GEN ED	33.00
M	02	M212	P.S. 212 MIDTOWN WEST	03	ICT	33.00
X	10	X020	P.S. 20 P.O.GEORGE J. WERDAN III	03	GEN ED	33.00
X	10	X020	P.S. 20 P.O.GEORGE J. WERDAN III	03	ICT	33.00
X	10	X307	Luisa Piñeiro Fuentes School of Science and Discovery	03	GEN ED	33.00

Q	26	Q115	P.S. 115 GLEN OAKS	03	G&T	33.00
R	31	R861	Staten Island School of Civic Leadership	03	GEN ED	33.00

**The largest average 4<sup>th</sup> grade classes, all far above the UFT cap of 32,** are at: PS 221 Toussaint L'Ouverture, in D17 Brooklyn (ICT, 39 and GenEd, 37); PS 96 in D27 Queens (GenEd, 37); PS 195 Manhattan Beach in D22 Brooklyn (G&T, 36); PS 21 Philip H. Sheridan in D11 Bronx (GenEd, 35.5); PS 9 Teunis G. Bergen in D13 Brooklyn (ICT, 35); PS 195 Manhattan Beach in D22 Brooklyn (GenEd, 35), and PS 86 in D28 Queens (ICT, 35).

K	17	K221	P.S. 221 Toussaint L'Ouverture	04	ICT	39.00
K	17	K221	P.S. 221 Toussaint L'Ouverture	04	GEN ED	37.00
Q	27	Q096	P.S. 096	04	GEN ED	37.00
K	22	K195	P.S. 195 MANHATTAN B	04	G&T	36.00
X	11	X021	P.S. 021 Philip H. Sheridan	04	GEN ED	35.50
K	13	K009	P.S. 009 TEUNIS G. BERGEN	04	ICT	35.00
K	22	K195	P.S. 195 MANHATTAN BEACH	04	GEN ED	35.00
Q	28	Q086	P.S. Q086	04	ICT	35.00

**The largest 5<sup>th</sup> grade classes, all far above the union cap of 32,** are at PS 269 Nostrand in D22 Brooklyn (ICT, 37); PS 20 Port Richmond in D31 Staten Island (GenEd and ICT, 35); PS 133 Fred R. Moore in D5 Manhattan (ICT, 34); PS 20 P.O. George J. Werdan III in D10 Bronx (GenEd 34); PS 26 in D16 Brooklyn, GenEd 34); PS 56 Harry Eichler in D27 Queens (GenEd, 34); PS 144 Col. Jeromus Remsen (GenEd, 34); PS/MS 147 Ronald McNair in D29 Queens (ICT, 34).

K	22	K269	P.S. 269 NOSTRAND	05	ICT	37.00
R	31	R020	P.S. 020 PORT RICHMOND	05	GEN ED	35.00
R	31	R020	P.S. 020 PORT RICHMOND	05	ICT	35.00
M	05	M133	P.S. 133 FRED R MOORE	05	ICT	34.00



X	10	X020	P.S. 20 P.O.GEORGE J. WERDAN III	05	GEN ED	34.00
K	16	K026	P.S. 026 JESSE OWENS	05	GEN ED	34.00
Q	27	Q056	P.S. 056 HARRY EICHLER	05	GEN ED	34.00
Q	28	Q144	P.S. 144 COL JEROMUS REMSEN	05	GEN ED	34.00
Q	29	Q147	PS/MS 147 Ronald McNair	05	ICT	34.00

**According to DOE data, the largest 6<sup>th</sup> grade classes, all far above the union cap of 33 for non-Title I schools (30 in Title I), are all in the Bronx:** the Urban Assembly School for Applied Math and Science in D9 (ICT at 85); Antonia Pantoja Preparatory Academy: A College Board School in D11 (ICT, 57); Pelham Academy Of Academics And Community Engagement in D11 (GenEd, 37.5); and MS 180 Dr. Daniel Hale Williams in D11 (ICT, 35).

X	09	X241	Urban Assembly School for Applied Math and Science, The	06	ICT	–	85.00
X	08	X376	Antonia Pantoja Preparatory Academy: A College Board School	06	ICT	–	57.00
X	11	X468	PELHAM ACADEMY OF ACADEMICS AND COMMUNITY ENGAGEMENT	06	GEN ED	–	37.50
X	11	X180	M.S. 180 Dr. Daniel Hale Williams	06	ICT	–	35.00

**The largest 7<sup>th</sup> grade classes, all far above the UFT cap of 33 for non-Title I schools (30 in Title I) are:** Antonia Pantoja Preparatory Academy: A College Board School (D8 Bronx (ICT, 73); Urban Assembly School for Applied Math and Science in D9 Bronx (ICT, 69); Robert F. Wagner, Jr. Secondary School for Arts and Technology in D24 Queens (GenEd, 42); Mark Twain I.S. 239 For The Gifted & Talented in D21 Brooklyn (ICT, 39.5); Creston Academy in D10 Bronx (ICT, 35.5); Conselyea Preparatory School in D14 Brooklyn (GenEd, 35.25); and PS 171 Patrick Henry in D4 Manhattan (GenEd,35).

X	08	X376	Antonia Pantoja Preparatory Academy: A College Board School	07	ICT	73.00
X	09	X241	Urban Assembly School for Applied Math and Science, The	07	ICT	69.00

Q	24	Q560	Robert F. Wagner, Jr. Secondary School for Arts and Technology	07	GEN ED	42.00
K	21	K239	MARK TWAIN I.S. 239 FOR THE GIFTED & TALENTED	07	ICT	39.50
X	10	X447	CRESTON ACADEMY	07	ICT	35.50
K	14	K577	CONSELYEA PREPARATORY SCHOOL	07	GEN ED	35.25
M	04	M171	P.S. 171 PATRICK HENRY	07	GEN ED	35.00

**The schools with the largest 8<sup>th</sup> grade class sizes, according to DOE data,** are Antonia Pantoja Preparatory Academy: A College Board School (ICT, 72); Robert F. Wagner, Jr. Secondary School for Arts and Technology in D24 Queens (GenEd, 54); MS 301 Paul L. Dunbar in D8 Bronx (GenEd, 36); Conselyea Preparatory School in D14 Brooklyn (ICT, 36); and MS 180 Dr. Daniel Hale Williams in D11 Bronx (ICT, 35).

X	08	X376	Antonia Pantoja Preparatory Academy: A College Board School	08	ICT	72.00
Q	24	Q560	Robert F. Wagner, Jr. Secondary School for Arts and Technology	08	GEN ED	54.00
X	08	X301	M.S. 301 PAUL L. DUNBAR	08	GEN ED	36.00
K	14	K577	CONSELYEA PREPARATORY SCHOOL	08	ICT	36.00
X	11	X180	M.S. 180 Dr. Daniel Hale Williams	08	ICT	35.00

***There are 73 NYC high schools, according to DOE data, that have programs/courses that average above the UFT cap of 34.***

The schools with the largest average class sizes of 40 or more in various courses include the NYC iSchool in Manhattan, Sheepshead Bay HS in Brooklyn; Curtis HS in Staten Island; Crotona International High School in the Bronx; and Bayside HS in Queens.

M	02	M376	NYC iSchool	09-12	ICT	United States History Accelerated	–	70.00
M	02	M376	NYC iSchool	09-12	ICT	MS English Core	–	62.50

M	02	M376	NYC iSchool	09-12	GEN ED	Algebra 2/Trig	-	59.50
M	02	M376	NYC iSchool	09-12	ICT	Other Science	-	59.00
M	02	M376	NYC iSchool	09-12	GEN ED	Integrated Algebra	-	58.00
M	02	M376	NYC iSchool	09-12	GEN ED	Chemistry	-	56.00
K	22	K495	SHEEPSHEAD BAY HIGH SCHOOL	09-12	GEN ED	Integrated Algebra	-	55.00
M	02	M376	NYC iSchool	09-12	GEN ED	Geometry	-	53.50
R	31	R450	CURTIS HIGH SCHOOL	09-12	ICT	MS English Core	-	50.00
M	02	M376	NYC iSchool	09-12	GEN ED	Other Science	-	48.00
M	02	M376	NYC iSchool	09-12	GEN ED	Global History	-	47.50
X	10	X524	Crotona International High School	09-12	GEN ED	Other Science	-	46.50
M	02	M376	NYC iSchool	09-12	GEN ED	Economics	-	43.00
M	02Nov	M376	NYC iSchool	09-12	ICT	Global History	-	42.00
Q	26	Q495	BAYSIDE HIGH SCHOOL	09-12	ICT	Other Social Studies	-	41.79
K	22	K495	SHEEPSHEAD BAY HIGH SCHOOL	09-12	GEN ED	English 9	-	40.00